

Janet T. Mills
Governor

Sara Gagné-Holmes
Acting Commissioner



Maine Department of Health and Human Services
Maine Center for Disease Control and Prevention
11 State House Station
286 Water Street
Augusta, Maine 04333-0011
Tel; (207) 287-8016; Fax (207) 287-2887
TTY: Dial 711 (Maine Relay)

Maine Immunization Program
Tel. (207) 287-3746
Fax (207) 287-8127

2022-2023 Post-Secondary School Immunization Assessment Report

The Maine Immunization Program conducts an annual immunization assessment of State of Maine Post-Secondary Schools. Rules pursuant to 22 M.R.S. § 6359 requires each designated Post-Secondary School in the State of Maine to require proof of immunization or documented immunity against Measles, Mumps, Rubella, Tetanus and Diphtheria from all full-time and degree seeking part-time students. It also requires the chief administrative officer to submit a summary report on the immunization status of their students to the Maine Center for Disease Control.

The 2022-2023 Post-Secondary School Immunization Survey was conducted online from November to December 31, 2022. The vaccination data reported by all schools was analyzed and a summary table was generated (Table 1). Graphical representations of these results by vaccine type can be found on the following pages (Figures 1-6).

Vaccination is the most effective and efficient way to ensure that students and their family members, particularly those who are immunocompromised, are protected against these vaccine preventable diseases. This is perhaps one of the most important reasons why it would be advantageous for these educational institutions to meet all requirements of the Maine Immunization Post-Secondary School law and to help reach the goal of the Maine Immunization Program to bring the State vaccine coverage rate for each of these vaccines to 100%.

Table 1: Exemption and Immunization Rates by Individual Vaccine

2022-2023 Post Secondary School Exemption and Immunization Rates by Individual Vaccine, Statewide					
Vaccine	Number of Students Requiring Vaccination	Vaccinated/Laboratory Evidence of Immunity	Medical Exemptions	Distance Education Students	Incomplete Records Non-Compliant
Diphtheria	48,075	59.4%	0.1%	32.6%	7.8%
Tetanus	48,075	59.4%	0.1%	32.6%	7.9%
Measles	48,075	62.3%	0.1%	32.6%	4.9%
Mumps	48,075	62.3%	0.1%	32.6%	4.9%
Rubella	48,075	62.3%	0.1%	32.6%	4.9%

Figure 1: Exemption and Immunization Rates by Individual Vaccine

2022-2023 Post Secondary School Exemption and Immunization Rates by Individual Vaccine, Statewide

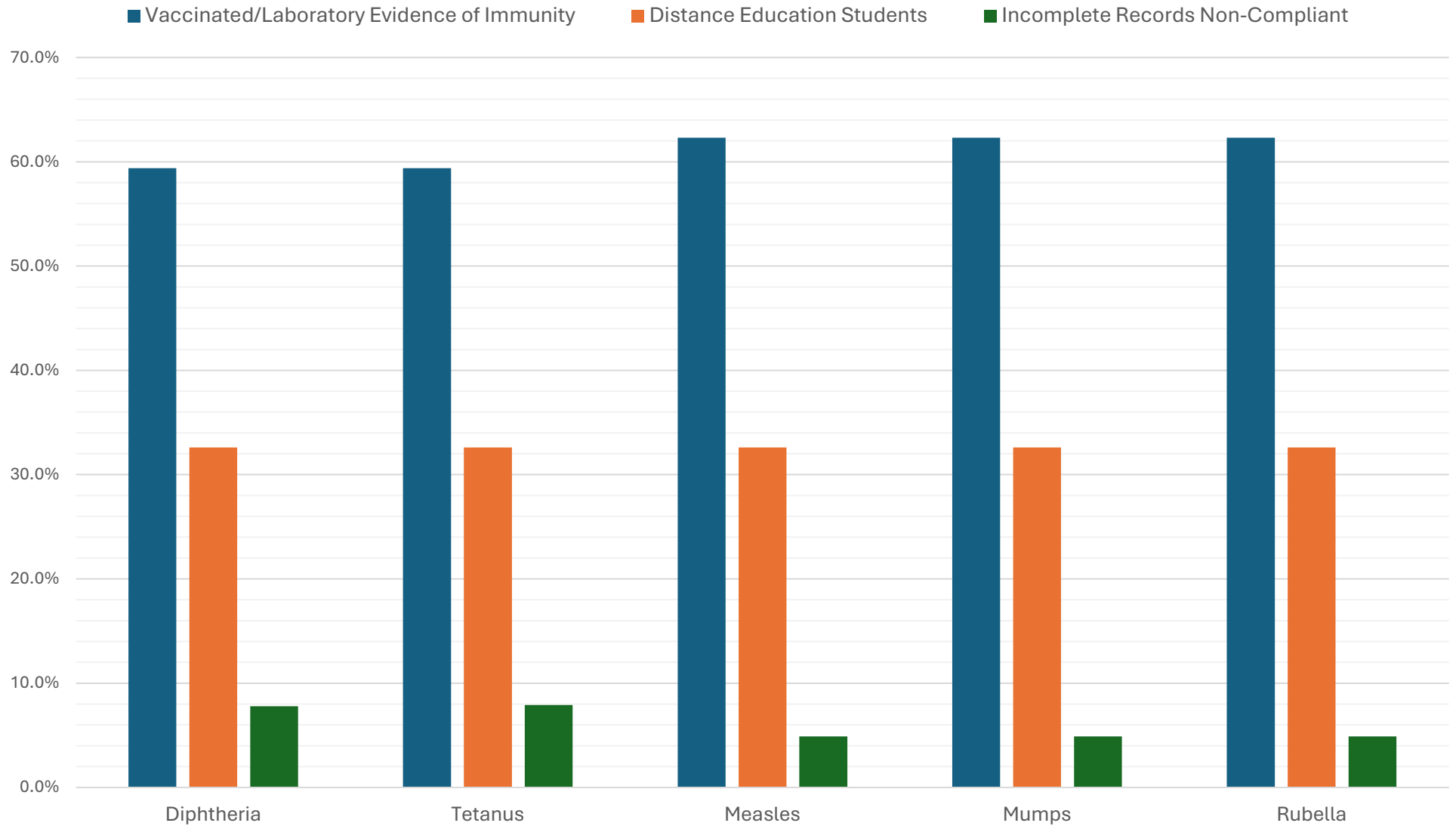
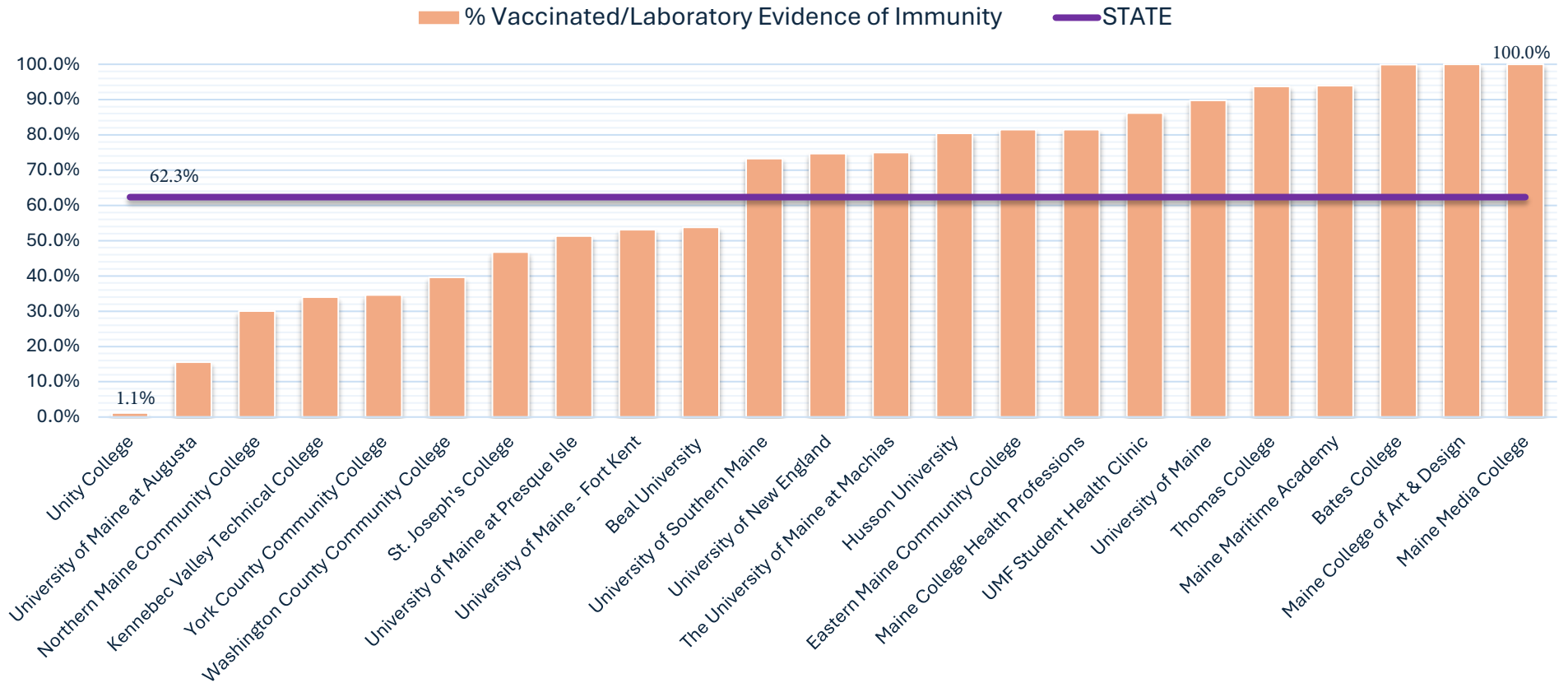


Figure 2: Measles Vaccination Rate by College/University

2022-2023 Percentage of Post-Secondary Students Vaccinated Against Measles, by College/University

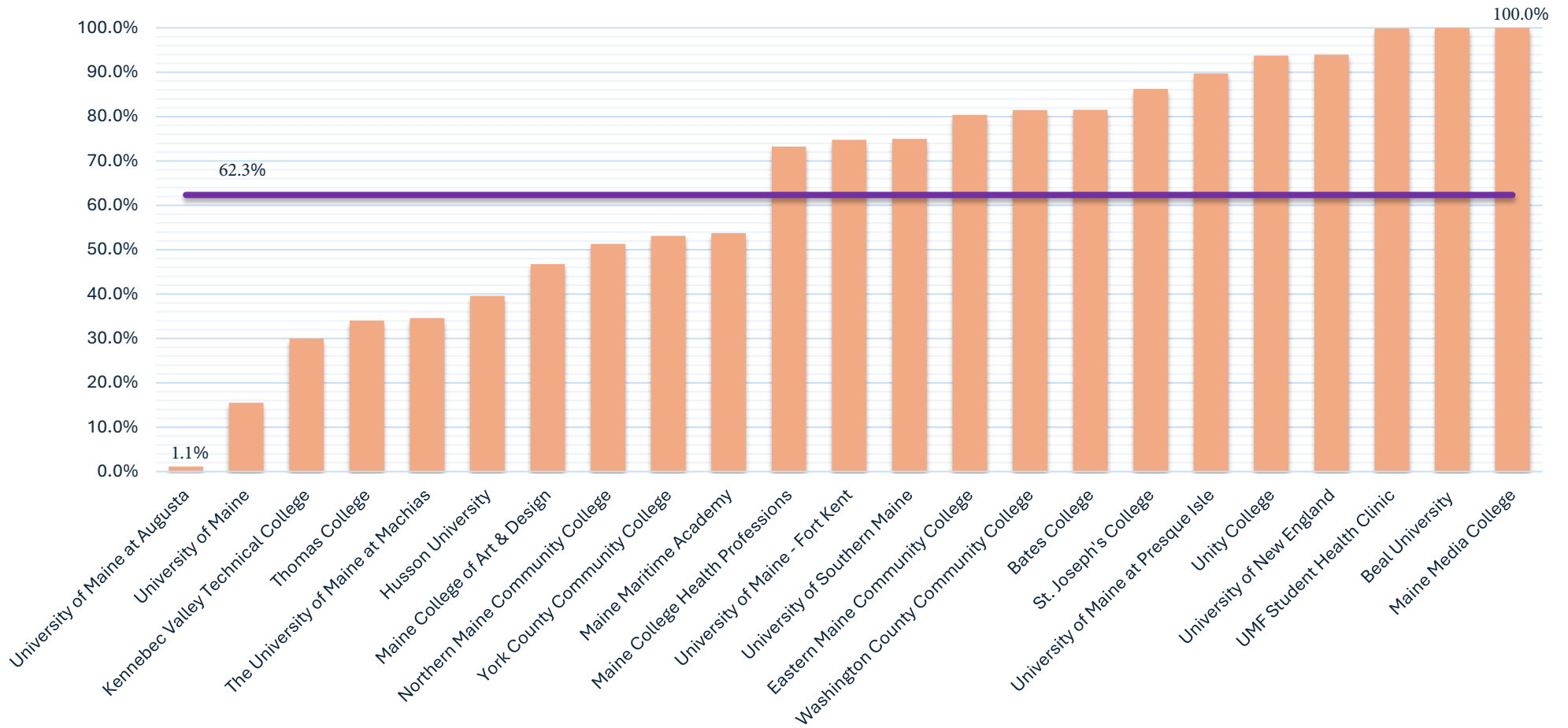


The bars in the graph above represent the percent of post-secondary students who are immune to measles by vaccination or have laboratory evidence of immunity.

Figure 3: Mumps Vaccination Rate by College/University

2022-2023 Percentage of Post-Secondary Students Vaccinated Against Mumps, by College/University

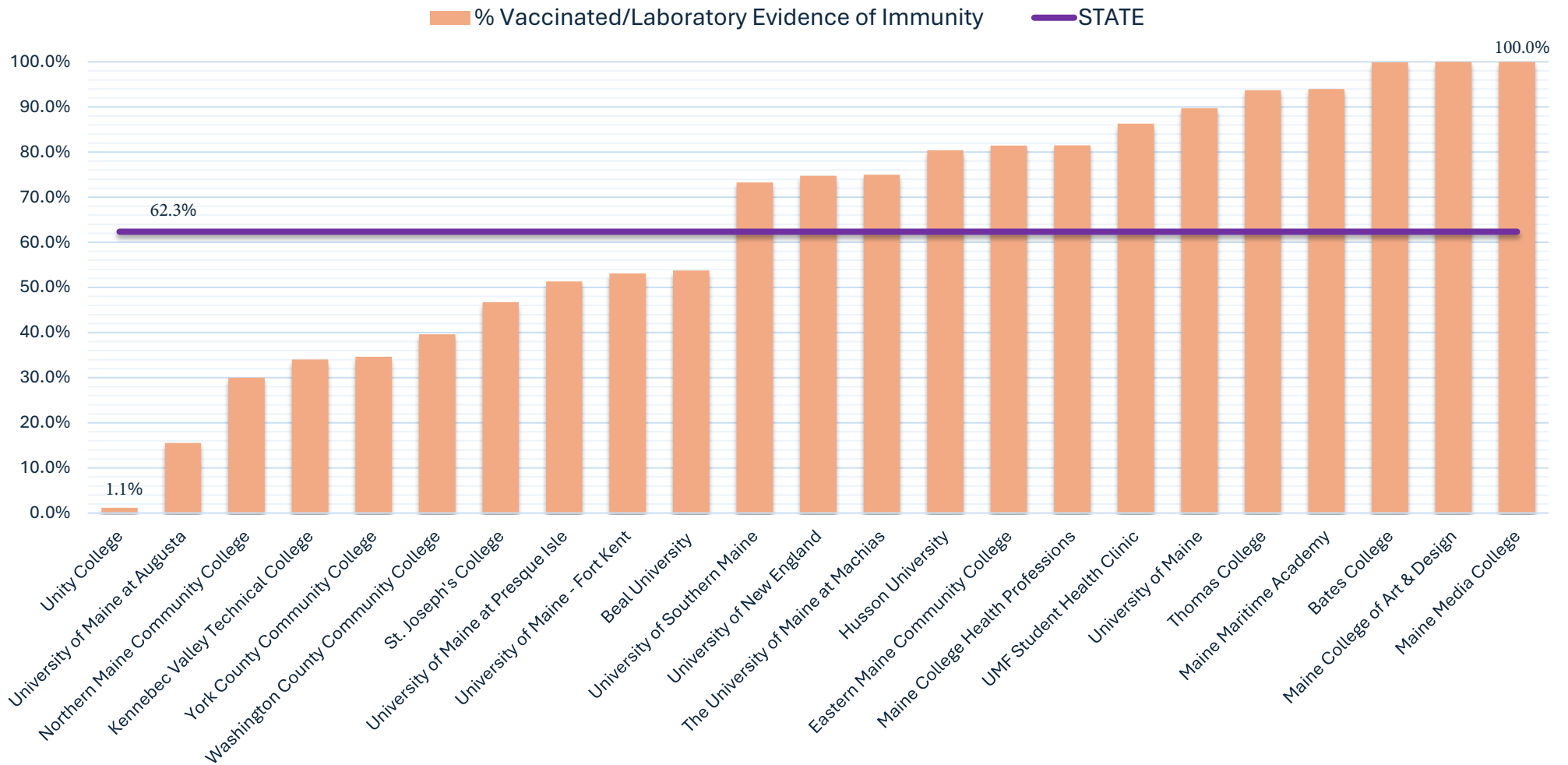
% Vaccinated/Laboratory Evidence of Immunity STATE



The bars in the graph above represent the percent of post-secondary students who are immune to mumps by vaccination or have laboratory evidence of immunity.

Figure 4: Rubella Vaccination Rate by College/University

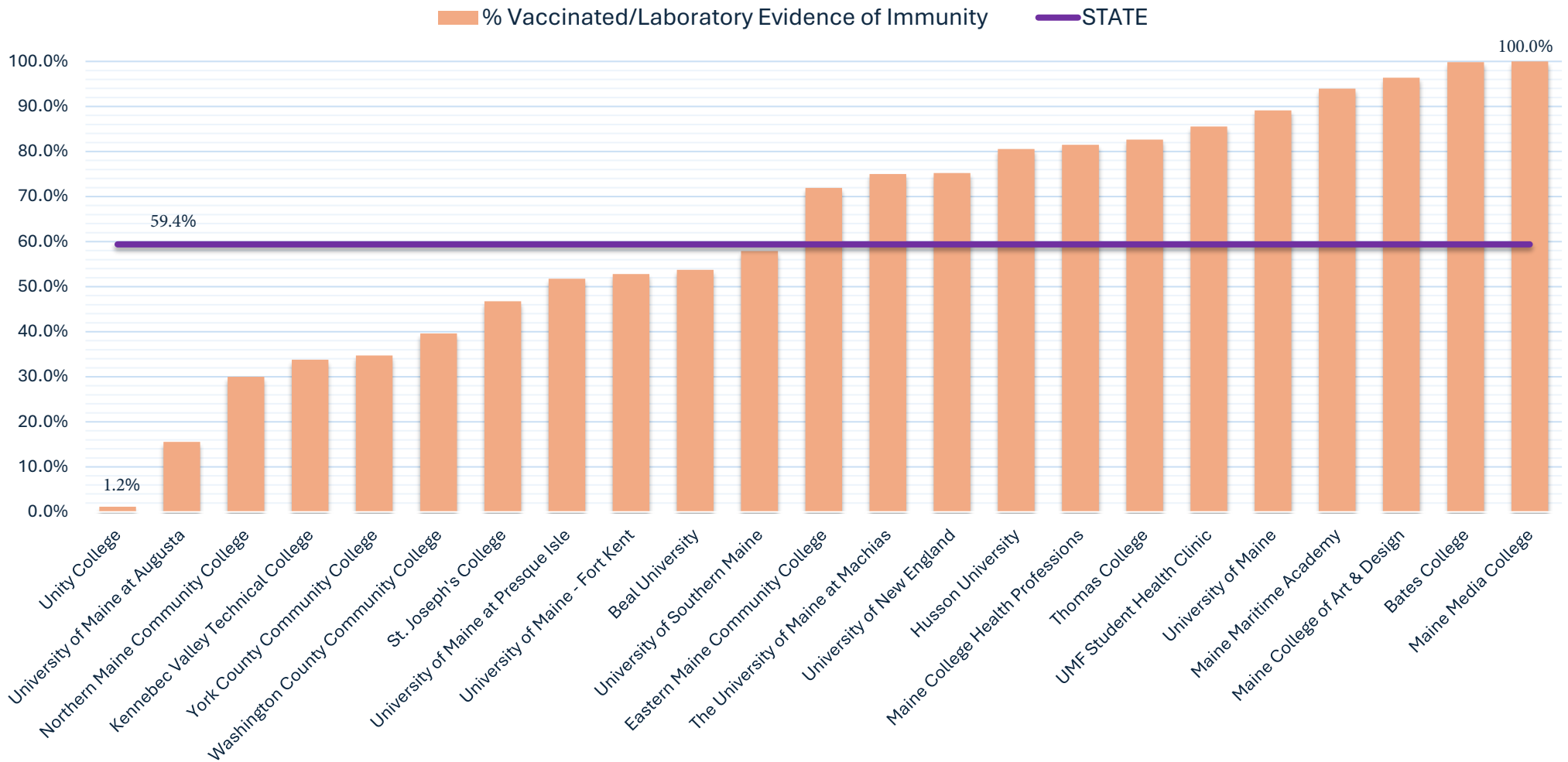
2022-2023 Percentage of Post-Secondary Students Vaccinated Against Rubella, by College/University



The bars in the graph above represent the percent of post-secondary students who are immune to rubella by vaccination or have laboratory evidence of immunity.

Figure 5: Tetanus Vaccination Rate by College/University

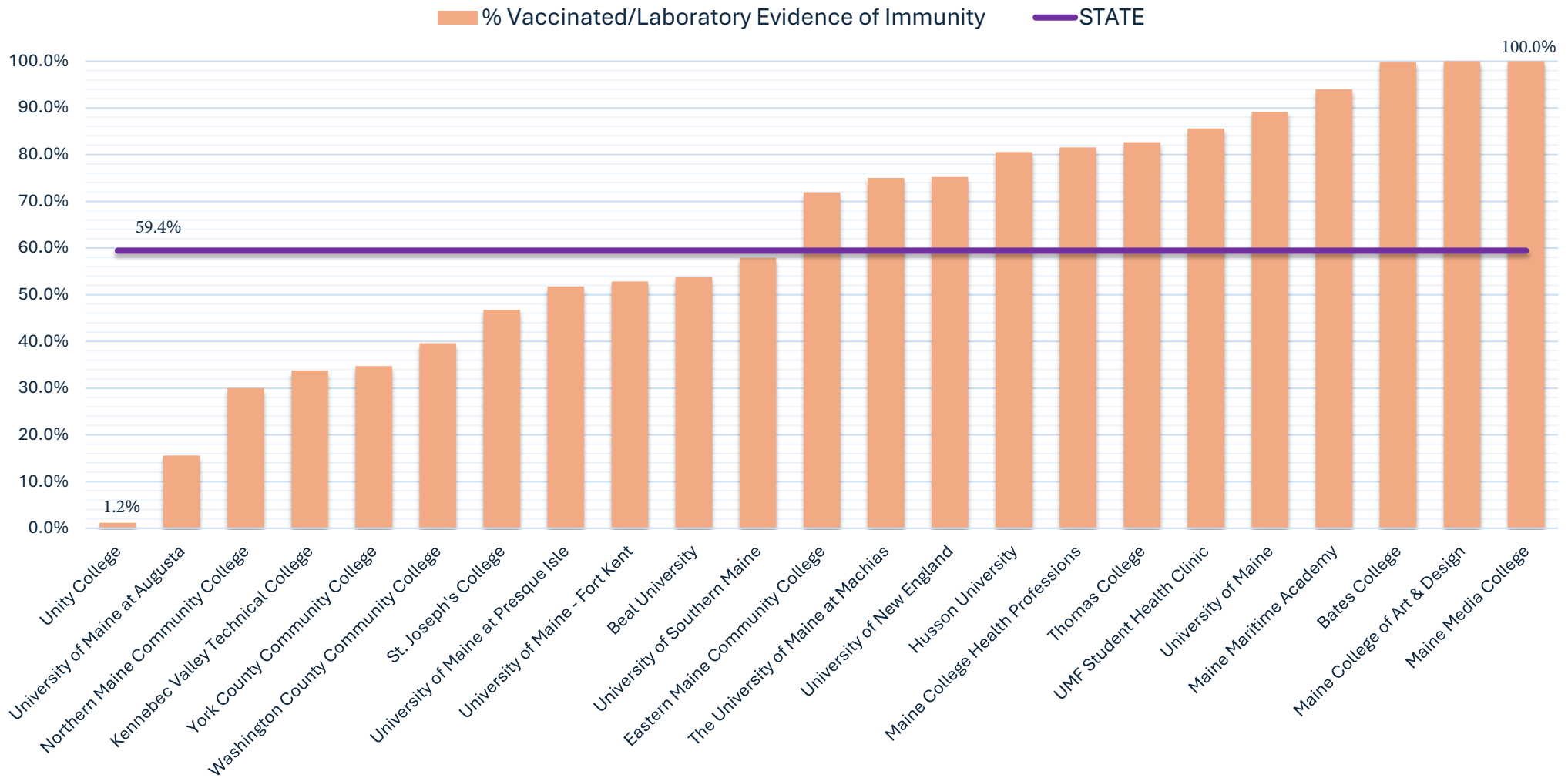
2022-2023 Percentage of Post-Secondary Students Vaccinated Against Tetanus, by College/University



The bars in the graph above represent the percent of post-secondary students who are immune to tetanus by vaccination or have laboratory evidence of immunity.

Figure 6: Diphtheria Vaccination Rate by College/University

2022-2023 Percentage of Post-Secondary Students Vaccinated Against Diphtheria, by College/University



The bars in the graph above represent the percent of post-secondary students who are immune to diphtheria by vaccination or have laboratory evidence of immunity.